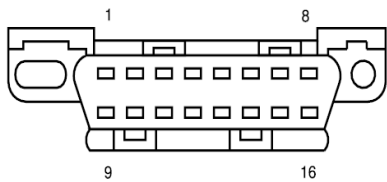


C251 (BK)

14401

Data Link Connector (DLC) (14489)




FEMALE

Pin	Circuit	Circuit function
1	-	not used
2	-	not used
3	693 (OG)	UBP Diagnostics
4	57 (BK)	Ground
5	570 (BK/WH)	Ground
6	1908 (WH)	High speed CAN +
7	70 (LB/WH)	ISO Bus
8	-	not used
9	-	not used
10	-	not used
11	-	not used
12	-	not used
13	107 (VT)	Flash EE prom module programming signal (FEPS)
14	1909 (BK)	High speed CAN -
15	-	not used
16	40 (LB/WH)	Voltage supplied at all times (overload protected)

C256 (BK)

14401

Passenger air bag module (15044A74)



FEMALE

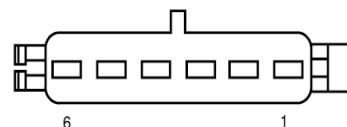
Pin	Circuit	Circuit function
1	616 (PK/BK)	Passenger air bag, return
2	-	not used
3	607 (LB/OG)	Passenger air bag, feed, monitor

C257 (GY)

*Diesel

12A581

Clutch pedal position switch



FEMALE

Pin	Circuit	Circuit function
1	-	not used
2	-	not used
3	570 (BK/WH)	Ground
	*640 (RD/YE)	Voltage supplied in Start and Run (overload protected)
4	306 (TN/LB)	Clutch pedal deactivation switch signal
5	92 (LB/YE)	Clutch pedal starter interlock switch signal
6	570 (BK/WH)	Ground